

Pesticide Worker Safety Regulations

EMPLOYER RESPONSIBILITIES



COMPLIANCE ASSISTANCE
FEBRUARY 2013



1 Pesticide Safety Training for Employees Handling Pesticides

2 Pesticide Safety Training for Fieldworker-Employees Working in Treated Fields

3 Pesticide Emergency Medical Care

4 Pesticide Decontamination Facilities

5 Pesticide Personal Protective Equipment

6 Display of Required Information

7 Pesticide Worker Safety Regulations

8 Pesticide Training Verification Program for Fieldworker-Employees



Department of Pesticide Regulation (DPR)


*California's worker safety regulations specify safe work practices for employees who **handle** pesticides or work in **treated fields** (**fieldworkers, early-entry fieldworkers**). This booklet summarizes your responsibilities as an employer to **display** certain information and to assure that your employees work safely and follow all the safety rules.*

This booklet is not intended to replace product label information, the Pesticide Safety Information Series (PSIS) leaflets, or the California Code of Regulations. It is a reference tool that summarizes specific regulatory requirements and responsibilities that you – the employer – must follow. You are encouraged to contact the Agricultural Commissioner's office in the county or counties where you operate for any additional requirements specific to your area.

See "**Definitions You Need to Know**" on the back of this booklet for explanations of highlighted words.

What You Need to Do

Training



PROVIDE training for handler-employees before they begin to handle pesticides; renew their training annually; and maintain records of training at your headquarters location for two years. (See separate booklet for a complete description of the training requirements for handler-employees).




ASSURE that fieldworker employees have received training before they begin work in treated fields; and renew training at least every five years (see separate booklet for a complete description of the training requirements for fieldworker-employees).




Display of Required Information

FILLED OUT AND DISPLAYED in an easily seen central location where employees start their workday a copy of each of the following **PSIS's** and other information, as appropriate:

- “Safety Rules for Pesticide Handlers on Farms” (DPR Leaflet PSIS A-8 for production agriculture and/or DPR Leaflet PSIS N-8 for all other situations) before they are allowed to handle pesticides.



- “Pesticide Safety Rules for Farmworkers” (DPR Leaflet PSIS A-9) at the work-site, or at a central location if they gather there before transportation to the work site, whenever employees are working in a treated field. The leaflet must include a description of the location where the application specific information is displayed.



- **Material Safety Data Sheets (MSDS)**, if available, for pesticides used.
- Other PSIS leaflets applicable to the use situation(s) on property under your control.
- **Application-specific information**, for pesticide applications on property under your control when an application is completed or when a completion notice is received, to include:
 - ✓ Identification of the treated area.
 - ✓ Time and date of the application.
 - ✓ Restricted Entry Interval(s) (REI).
 - ✓ Pesticide product name(s), EPA registration number(s), and the active ingredient(s).
 - ✓ Spray adjuvant product name and California registration number, if applicable.



→ **Post emergency medical care information** whenever employees are handling pesticides covering:

✓ Name.

Post – means to affix to a wall, window, etc.

✓ Address.

✓ Telephone number of physician, clinic, or emergency room able to provide emergency medical assistance.

→ **Post** emergency medical care information on the work vehicle, if there is no fixed work site.

Personal Protective Equipment

ASSURE that you provide the **personal protective equipment (PPE)** required by pesticide labeling and the worker safety regulations for the particular handling or early-entry activity.

→ The employees know how and when to properly use the PPE provided to them.

→ The employees wear the PPE required until the handling or early-entry activity is complete.



ASSURE that all PPE is cleaned and inspected before each day of use and any damaged equipment is repaired or discarded, and replaced.

ASSURE that you provide a clean, pesticide-free place for employees to store any personal clothing not in use while at work handling pesticides.

ASSURE that you take all precautions to prevent heat-related illness while the PPE is worn.

ASSURE that PPE remains under your control and that employees do not take home potentially contaminated PPE.

Decontamination and Hygiene

PROVIDE decontamination facilities within 1/4 mile (or at the nearest point of vehicular access) of all fieldworker and handler-employees and at the mixing and loading site where handler-employees are mixing and loading pesticides.



SUPPLY each decontamination facility with:

- Enough clean water, soap, and single use towels for routine and emergency washing of hands and face, and for handler-employees, the entire body.
- One clean change of coveralls for handlers.

PROVIDE the same supplies at each mixing and loading site and where PPE is removed at the end of a task by handler-employees.

STORE water separately from other water used for mixing pesticides, unless water-tank used for mixing is equipped with appropriate valves to prevent backflow of pesticides into the water.



MAKE at least one pint of eye-flush water immediately accessible to each handler or early-entry fieldworker employee if the pesticide product labeling requires protective eyewear.

Do NOT locate decontamination facilities for **fieldworkers** in areas being treated or under an REI.

Do put decontamination supplies in enclosed containers for **handlers** working in areas being treated or under an REI.

Labels and Other Warnings

Make sure that the pesticide label for each product in use is available at the work site and available to employees.

Make sure you are notified of any pesticide application on property under your control before it takes place, including:

- Date of application, location and description of field to be treated, the name, EPA registration number and active ingredient(s) of each pesticide to be used.
- Safety precautions required by pesticide label(s) or regulations.



Know that the **REI** is the period of time following a pesticide application when people are not allowed to go into a treated field to do hand-harvesting, thinning, weeding, tying, pruning, limb-propping or similar work that involves contact with treated foliage or soil.

Know that the REI is **stated on pesticide labels and in regulation**; and that both must be observed.

What If You Don't Comply?

The California Department of Pesticide Regulation (DPR) and the County Agricultural Commissioners enforce California pesticide laws and regulations. It is your responsibility to assure that employees handle and use pesticides in accordance with the requirements of law, regulations, and pesticide product labeling requirements.

If you follow the worker safety requirements, you protect your employee's health, the environment, and yourself. If you do not comply with California's worker safety requirements, you violate federal and State law. DPR and the County Agricultural Commissioners have the authority to levy substantial penalties on persons who violate pesticide laws. Penalties range from \$50 for minor violations to \$5,000, and/or imprisonment for certain violations that have "created or reasonably could have created a hazard to human health or the environment." Also, persons who hold a license or certificate issued by DPR and who are found in violation can have their license or certificate suspended or revoked.



Definitions You Need to Know

Restricted entry interval (REI) – means the period of time after a field is treated with a pesticide during which restrictions on entry are in effect to protect persons from potential exposure to hazardous levels of residues. An REI may be found on pesticide product labeling or in regulation.

Handle – means mixing, loading, transferring, applying (including chemigation), or assisting with the application (including flagging) of pesticides (it does not include: local, state, or federal officials performing inspection, sampling, or other similar duties). Also, it includes:

- Incorporating (mechanically or by watering-in) pesticides in the soil.
- Maintaining, servicing, repairing, cleaning, or handling equipment used in these activities that may contain residues.
- Working with opened (including emptied but not rinsed) containers of pesticides.
- Adjusting, repairing, or removing treatment site coverings.
- Entry into a treated area during any application or before the inhalation exposure level listed on pesticide product labeling has been reached, or greenhouse ventilation criteria have been met.
- Performing the duties of a crop advisor, including field checking or scouting, making observations of the well-being of plants, or taking samples during an application or during any restricted entry interval listed on pesticide product labeling.

Treated Field – means a field that has been treated with a pesticide or had a restricted entry interval in effect within the last 30 days. It includes associated roads, paths, ditches, borders, and headlands, if the pesticide was also directed to those areas (it does not include areas inadvertently contaminated by drift or overspray).

Fieldworker – means any person who, for any kind of compensation, performs cultural activities in a field. It does not include performing tasks as a crop advisor, including field checking or scouting, making observations of the well-being of the plants, or taking samples, nor does it include local, state, or federal officials performing inspection, sampling, or other similar duties.

Early-Entry Fieldworker – means any person who enters into a treated field or other area after the pesticide application is complete, but before the restricted entry interval or other restrictions on entry for that pesticide have expired.

Display – means to make information known and available to your employees so that they may readily see and read the documents, during normal business hours, without having to ask anyone. Employees must not be hindered or impeded from examining the documents that are required to be displayed. However, you may legally keep these documents in a binder or filing cabinet provided you inform your employees of the location and their right to access the documents without asking.

If you have questions or need more information, please contact your local County Agricultural Commissioner's office or call toll free 1-877-378-5463 (1-87PestLine).

A complete set of these booklets is available online from the California Department of Pesticide Regulation's website at: **www.cdpr.ca.gov**

Dept. of Industrial Relations Heat Illness Prevention:
<http://www.dir.ca.gov/dosh/heatillnessinfo.html>



Food and Agricultural Code Div. 7 Agricultural Chemicals, Livestock Remedies, and Commercial Feed. 12996; **Title 3. California Code of Regulations** 6000, 6128, 6130, 6602, 6700, 6702, 6720, 6723, 6723.1, 6724, 6726, 6734, 6738, 6739, 6760, 6761, 6761.1, 6762, 6764, 6766, 6768, 6770, 6771.