

### 2016-2017 Pest Management Alliance Grant Evaluation

Doug Downie  
 California Department of Pesticide Regulation  
 Pest Management and Licensing Branch  
 May 12, 2016




---

---

---

---

---

---

---

---

#### Outline

- Responses to survey
- Alliance Grant Funding Priorities
- 2017-2018 Alliance Funding Priority
- Critical dates
- The proposals
- Scores and discussion process




---

---

---

---

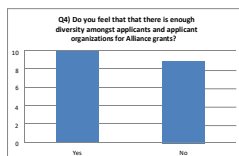
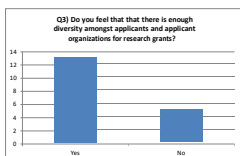
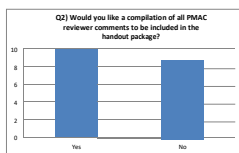
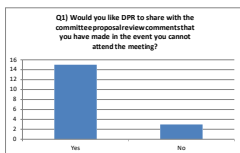
---

---

---

---

#### Responses to survey




---

---

---

---

---

---

---

---



**Critical grant program dates**

- 11 concepts were received February 5, 2016
- Applicants invited to submit proposals February 26, 2016
- 7 proposals were received April 1, 2016
- Grants to be awarded, June 30, 2016
- Project start date, September 1, 2016



---

---

---

---

---

---

---

---

**Proposals reviewed**

- 7 proposals
- 3 ag
  - 3 urban
  - 1 wildland



---

---

---

---

---

---

---

---

**Brief summary of proposals**



---

---

---

---

---

---

---

---

**Continued adoption of ASD through educational workshops, demonstrations, and outreach materials for all California growers**

**PI:** Stefanie Bourcier  
**Organization:** Farm Fuel, Inc.  
**Amount Requested:** \$243,396



The purpose of this project will be to continue work in the education and demonstration of the utility of ASD as a soil treatment strategy for California growers regardless of crop type, and expand that work beyond berry growers.

**Short title:** Bourcier / ASD



---

---

---

---

---

---

---

---

---

---

**Demonstrating and teaching the effectiveness of bee pollinator-compatible IPM programs in ornamental horticulture**

**PI:** Christine Casey  
**Organization:** UC, Davis  
**Amount Requested:** \$396,632



Project will select from established IPM methods to develop bee pollinator-compatible IPM programs for demonstration sites. Programs will be tested over two years and compared with similar sites managed via traditional IPM methods to evaluate their effectiveness at conserving pollinators in a variety of ornamental crop and urban garden settings.

**Short title:** Casey / bees



---

---

---

---

---

---

---

---

---

---

**Reducing the Insecticide Runoff by Implementing Lower Risk Urban IPM Strategies**

**PI:** Dong Hwan Choe  
**Organization:** UC, Riverside  
**Amount Requested:** \$187,703



In close collaboration with ongoing urban IPM outreach projects and statewide water quality monitoring programs, project will actively promote and implement urban IPM strategies via state-wide educational events and other educational tools, and focus on training industry participants to adopt these IPM practices.

**Short title:** Choe / Urban runoff



---

---

---

---

---

---

---

---

---

---

**Reducing Pesticide Risk in California Cut Flower Production**

**PI:** Kasey Cronquist  
**Organization:** California Cut Flower Commission  
**Amount Requested:** \$209,213



The overall goal of this project is to quantify the degree to which progress along the IPM continuum, as measured by use of bioIPM practices reduces high-risk pesticide applications. Project will also create a grower-friendly model that captures the economic consequences of slippage down, or progress along the IPM continuum.

**Short title:** Cronquist / cut flowers



---

---

---

---

---

---

---

---

**California Alliance for Tamarisk Biocontrol**

**PI:** Thomas Dudley **Organization:** UC, Santa Barbara  
**Amount Requested:** \$188,043

This Alliance is intended to build a regulatory, managerial and scientific framework for the implementation of Tamarisk biocontrol in California, with particular emphasis on the southern and central California regions.



**Short title:** Dudley / Tamarisk biocontrol



---

---

---

---

---

---

---

---

**Demonstration and Implementation of IPM in Almonds**

**PI:** David Haviland  
**Organization:** UC-ANR  
**Amount Requested:** \$203,646



The purpose of this project is to help the almond industry return to practices that are core to the principles of integrated pest management. These practices will be demonstrated in a traditional PMA format comparing conventional practices to IPM practices in side-by-side comparisons located in the southern and northern San Joaquin Valley.

**Short title:** Haviland / almonds



---

---

---

---

---

---

---

---

**Integrated Pest Management for Road Maintenance Operations**

**PI:** Constance Silva  
**Organization:** County of Santa Cruz  
**Amount Requested:** \$214,000



The purpose of this project is to demonstrate sustainable alternatives to using glyphosate herbicides, like RoundUp, in County road maintenance activities with an emphasis on protecting riparian areas and water quality.

**Short title:** Silva / roadside weeds



---

---

---

---

---

---

---

---

**Today's Goals:**

- Identify the proposals PMAC feels are fundable.
- Rank those proposals in order of preference.
- Record strengths and concerns for all proposals.
- Grant Program feedback:  
<https://docs.google.com/forms/d/1iWakoGWhU12affijqmdznsQtuIEAhhKR2hV02Dqgb4/viewform>

**Recusal:**

- PMAC members who are PIs or key team members are not eligible to receive funds through a project unless they recuse themselves from the grant review process; PMAC members in an advisory capacity on a project must recuse themselves from review of that proposal.
- Organizations with which the committee members are associated are eligible for funding.

**Folder Contents:**

- Agenda
- Ground Rules
- PMAC Score totals
- Individual scores and comments
- Presentations
- Proposal Abstracts

Tania Carlone, Associate Facilitator, CSUS Center for Collaborative Policy  
Stephanie Horii, Assistant Facilitator, CSUS Center for Collaborative Policy

---

---

---

---

---

---

---

---

**Questions....**

---

---

---

---

---

---

---

---

### Scores

Project	Rank	R1	R2	R3	R4	R5	R6	R7	R8	R9	R10	R11	R12	R13	R14	R15	R16	R19	Avg	High	Low	\$		
Haviland -	1	1	1	3	3	4	3	3	3	3	3	1	1	3	4	3	1	3	4	2.63	1	6	\$203,646	
Bourcier - ASD	2	5	5	1	4	1	6	1	1	1	6	2	3	1	6	3	3	3	ND	1	2.94	1	6	\$243,396
Dudley - tamarisk	3	7	3	4	1	2	1	2	2	2	4.5	6	2	2	1	7	5	5	1	5	3.29	1	7	\$188,043
Choe - urban run	4	2	4	5	2	7	3.5	5	5	7	1	4	4	6	2	4	1	2	4	2	3.71	1	7	\$187,703
Cronquist - cut	5	4	2	3	6	3	3.5	4	4	4	2	5	5	4	3	6	4	4	3	3.82	2	6	\$209,213	
Casey - bees	6	3	7	7	ND	5.5	5	6	7	3	4.5	3	6	5	5	5	6	7	2	6	5.17	3	7	\$396,632
Silva - roadside	7	.	.	.	.	.	.	.	.	.	.	.	.	.	.	.	.	.	.	.	6.14	2	7	\$214,000

---



---



---



---



---



---



---



---